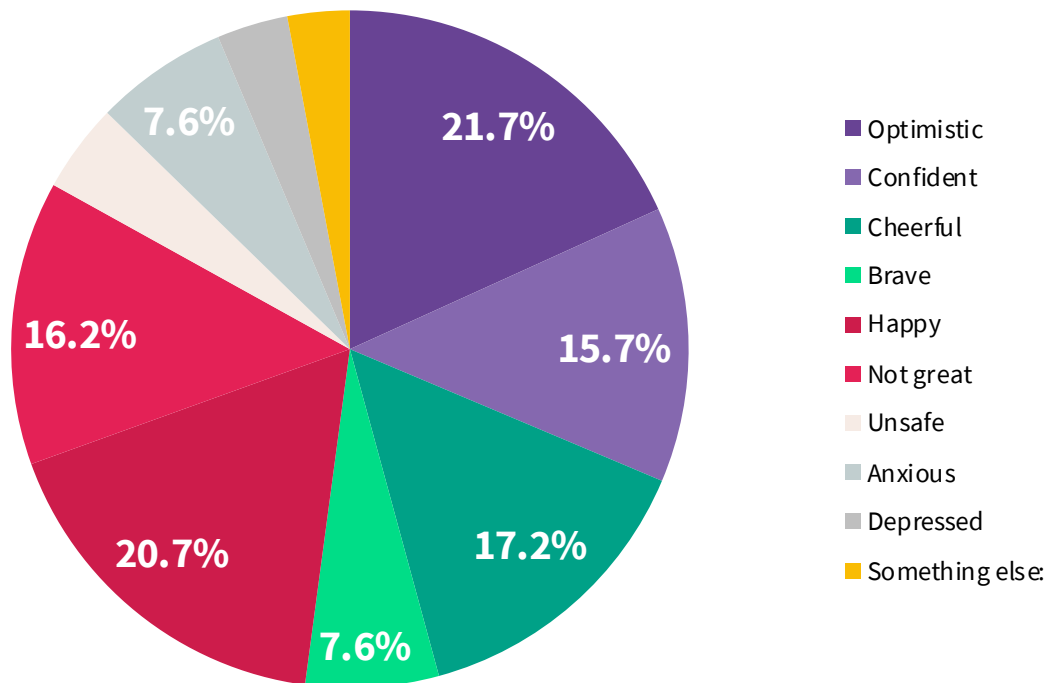


## Overall data

November - December 2022


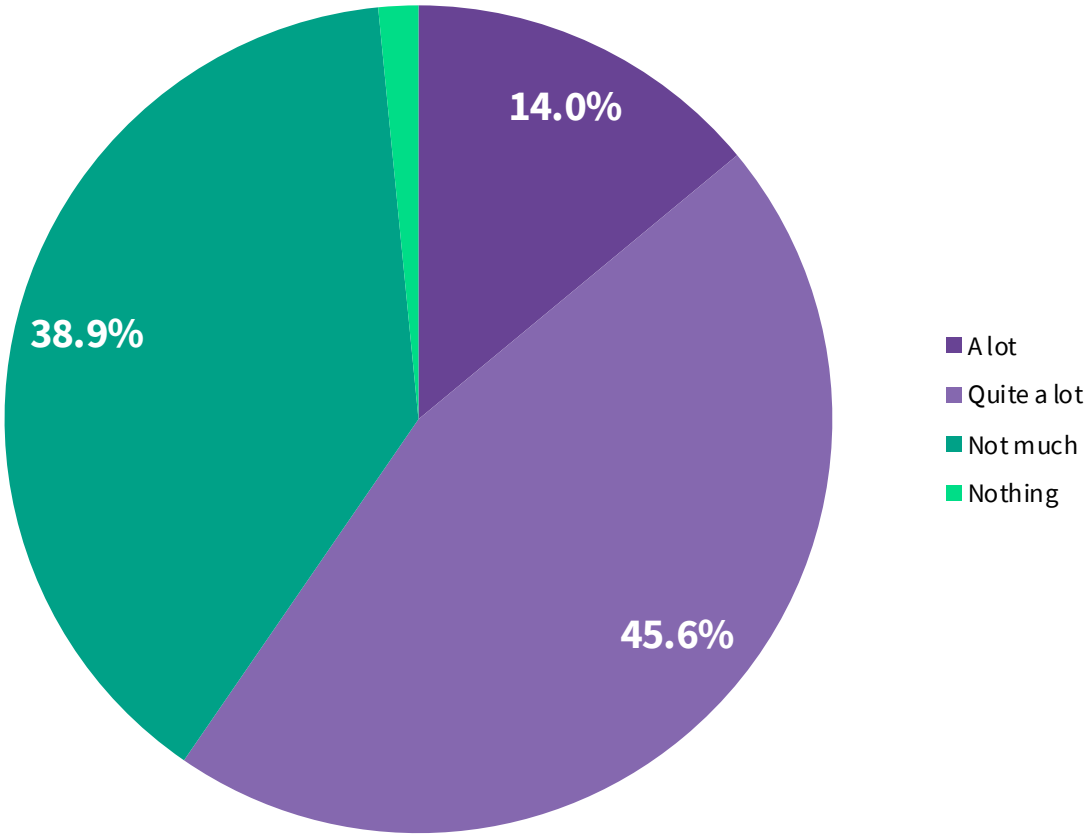
How are you feeling right now?			
Answer Choice		Response Percent	Response Total
1	Optimistic	21.7%	43
2	Confident	15.7%	31
3	Cheerful	17.2%	34
4	Brave	7.6%	15
5	Happy	20.7%	41
6	Not great	16.2%	32
7	Unsafe	5.1%	10
8	Anxious	7.6%	15
9	Depressed	4.0%	8
10	Something else:	3.5%	7
		<b>answered</b>	<b>198</b>
		<b>skipped</b>	<b>1</b>

## How are you feeling right now?




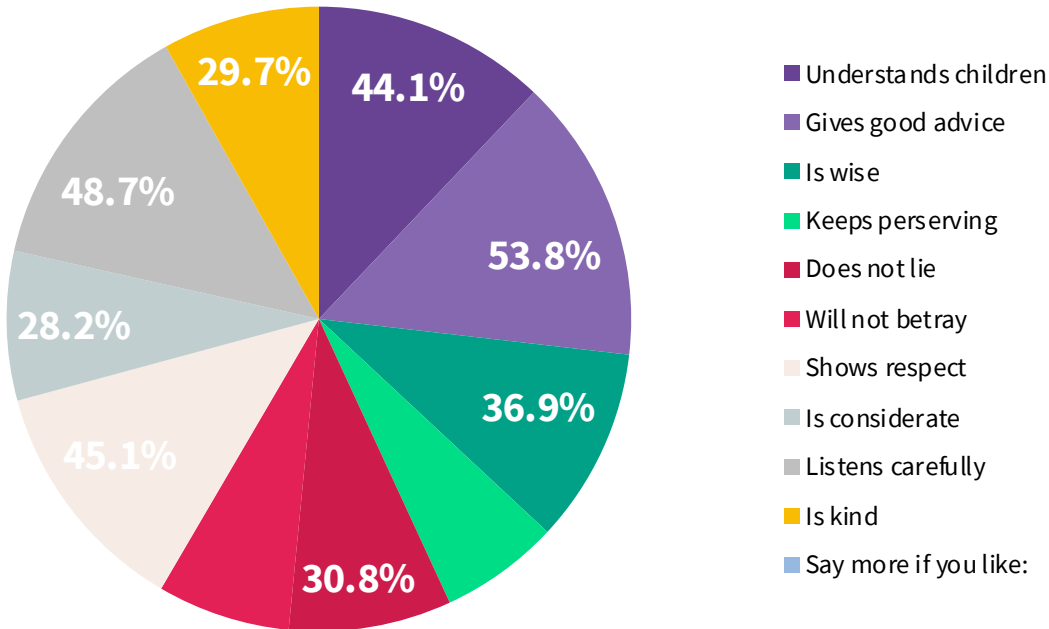
How much do you know about your legal rights?			
Answer Choice		Response Percent	Response Total
1	A lot	14.0%	27
2	Quite a lot	45.6%	88
3	Not much	38.9%	75
4	Nothing	1.6%	3
		<b>answered</b>	<b>193</b>
		<b>skipped</b>	<b>6</b>

How much do you know about your legal rights?



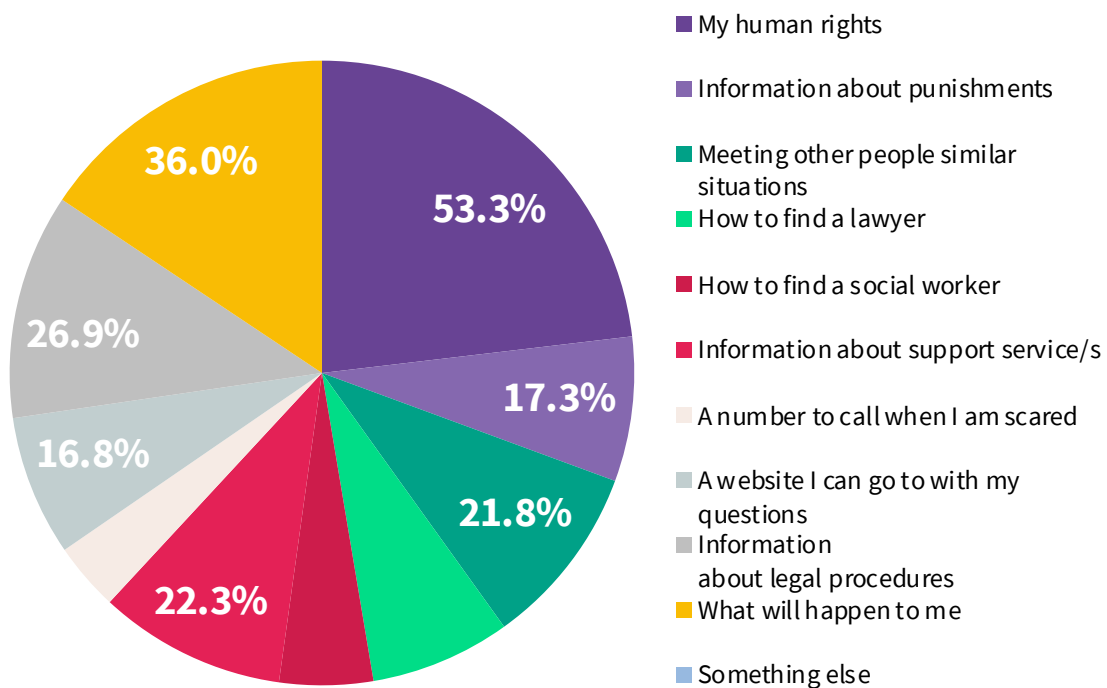
Create your ideal legal assistance worker. Pick three characteristics she or he should have.			
Answer Choice		Response Percent	Response Total
1	Understands children	44.1%	86
2	Gives good advice	53.8%	105
3	Is wise	36.9%	72
4	Keeps perserving	22.6%	44
5	Does not lie	30.8%	60
6	Will not betray	25.1%	49
7	Shows respect	45.1%	88
8	Is considerate	28.2%	55
9	Listens carefully	48.7%	95
10	Is kind	29.7%	58
11	Say more if you like:	0.0%	0
		<b>answered</b>	<b>195</b>
		<b>skipped</b>	<b>4</b>

Create your ideal legal assistance worker. Pick three characteristics she or he should have.



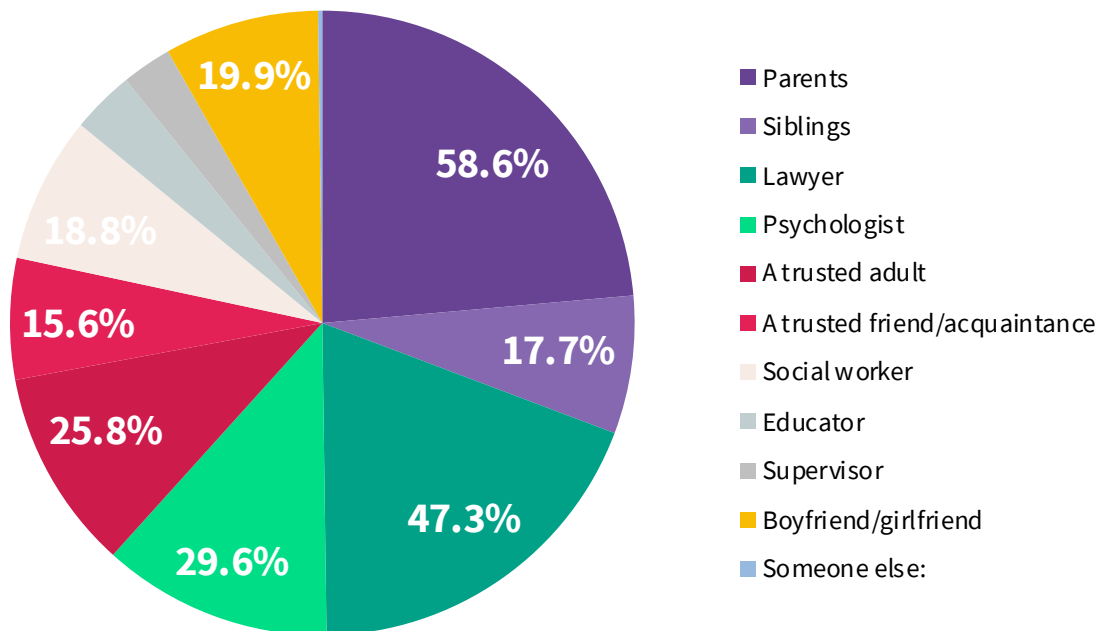
What is important for you to know about right now?			
Answer Choice		Response Percent	Response Total
1	My human rights	53.3%	105
2	Information about punishments	17.3%	34
3	Meeting other people similar situations	21.8%	43
4	How to find a lawyer	16.8%	33
5	How to find a social worker	11.2%	22
6	Information about support service/s	22.3%	44
7	A number to call when I am scared	8.1%	16
8	A website I can go to with my questions	16.8%	33
9	Information about legal procedures	26.9%	53
10	What will happen to me	36.0%	71
11	Something else	0.0%	0
		<b>answered</b>	<b>197</b>
		<b>skipped</b>	<b>2</b>

## What is important for you to know about right now?



Who are the people you would want to talk to if you have a legal problem or need legal help?			
Answer Choice		Response Percent	Response Total
1	Parents	58.6%	109
2	Siblings	17.7%	33
3	Lawyer	47.3%	88
4	Psychologist	29.6%	55
5	A trusted adult	25.8%	48
6	A trusted friend/acquaintance	15.6%	29
7	Social worker	18.8%	35
8	Educator	8.1%	15
9	Supervisor	6.5%	12
10	Boyfriend/girlfriend	19.9%	37
11	Someone else:	0.5%	1
		<b>answered</b>	<b>186</b>
		<b>skipped</b>	<b>13</b>

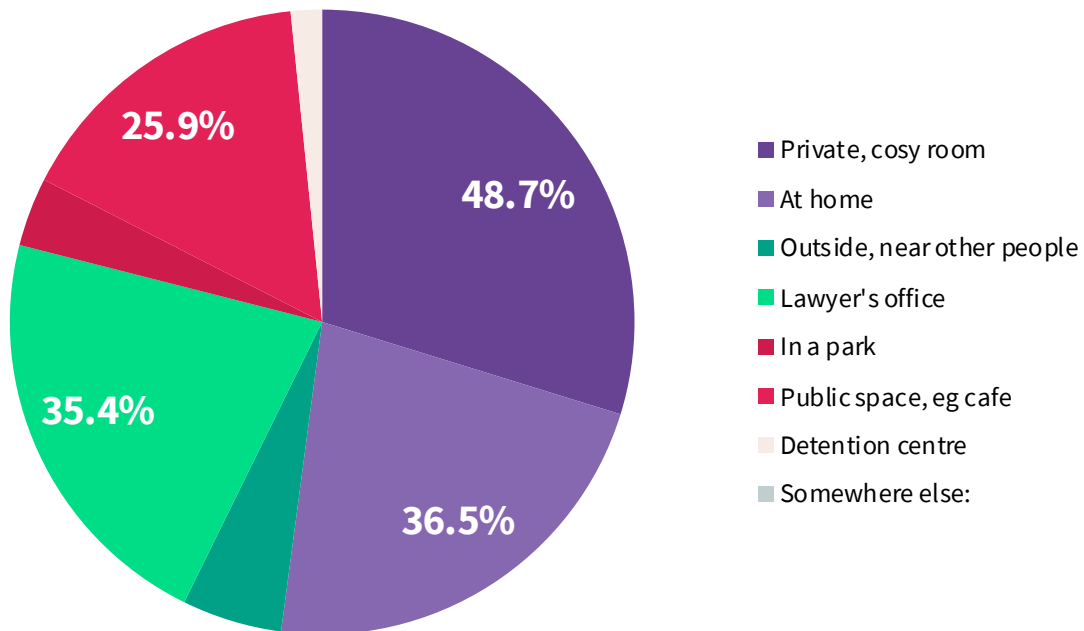
Who are the people you would want to talk to if you have a legal problem or need legal help?



### Which places would be ideal for your legal assistance meetings?

Answer Choice		Response Percent	Response Total
1	Private, cosy room	48.7%	92
2	At home	36.5%	69
3	Outside, near other people	8.5%	16
4	Lawyer's office	35.4%	67
5	In a park	5.8%	11
6	Public space, eg cafe	25.9%	49
7	Detention centre	2.6%	5
8	Somewhere else:	0.0%	0
		<b>answered</b>	<b>189</b>
		<b>skipped</b>	<b>10</b>

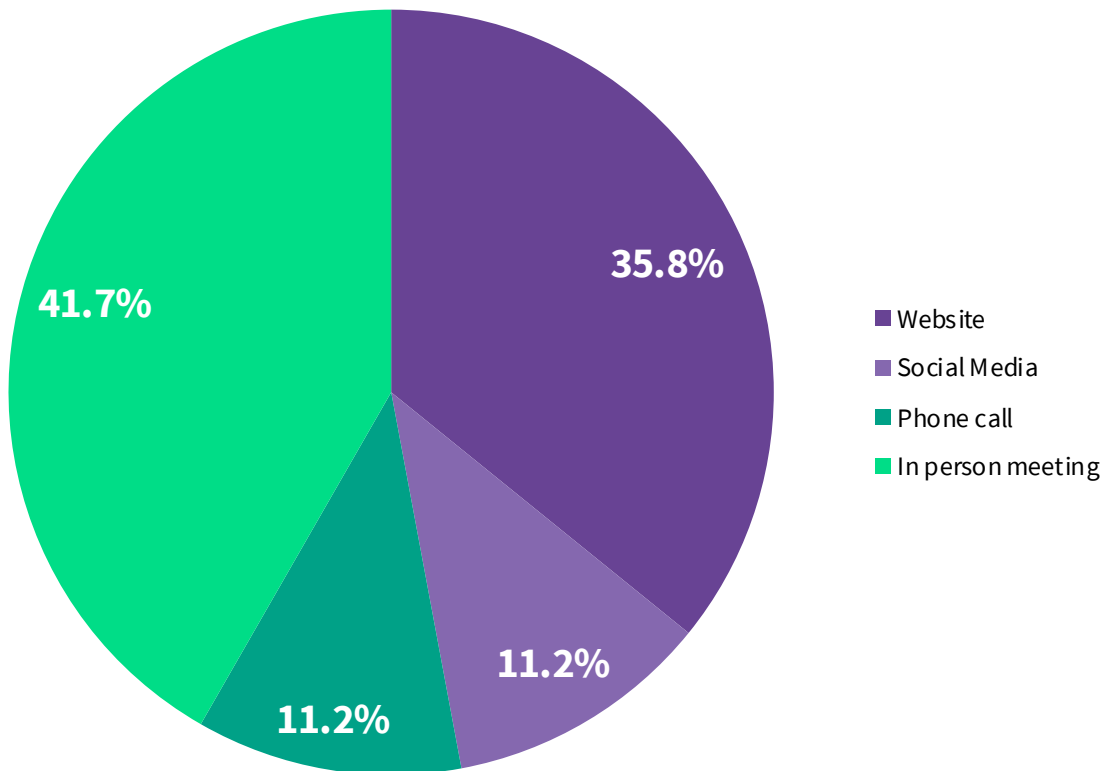
### Which places would be ideal for your legal assistance meetings?



If you need legal assistance, how would you like to find information anonymously?

Answer Choice		Response Percent	Response Total
1	Website	35.8%	67
2	Social Media	11.2%	21
3	Phone call	11.2%	21
4	In person meeting	41.7%	78
		<b>answered</b>	<b>187</b>
		<b>skipped</b>	<b>12</b>

If you need legal assistance, how would you like to find information anonymously?

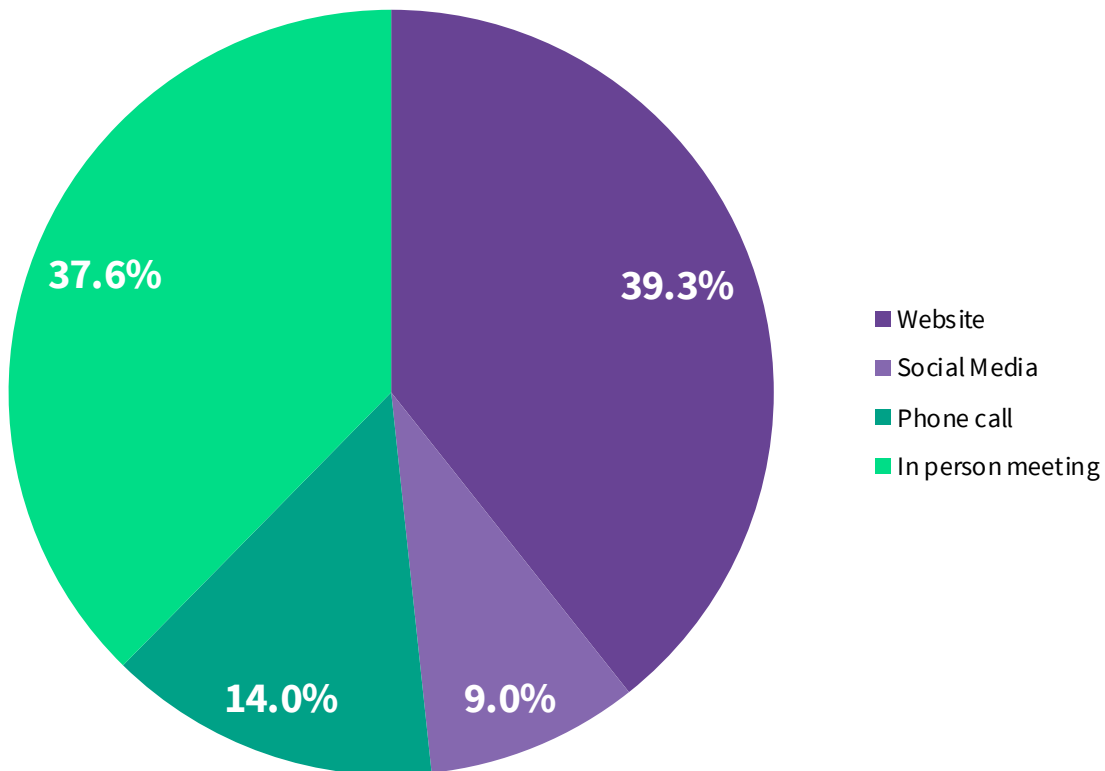




If you need legal assistance, how would you like to find out about your human rights?

Answer Choice		Response Percent	Response Total
1	Website	39.3%	70
2	Social Media	9.0%	16
3	Phone call	14.0%	25
4	In person meeting	37.6%	67
		<b>answered</b>	<b>178</b>
		<b>skipped</b>	<b>21</b>

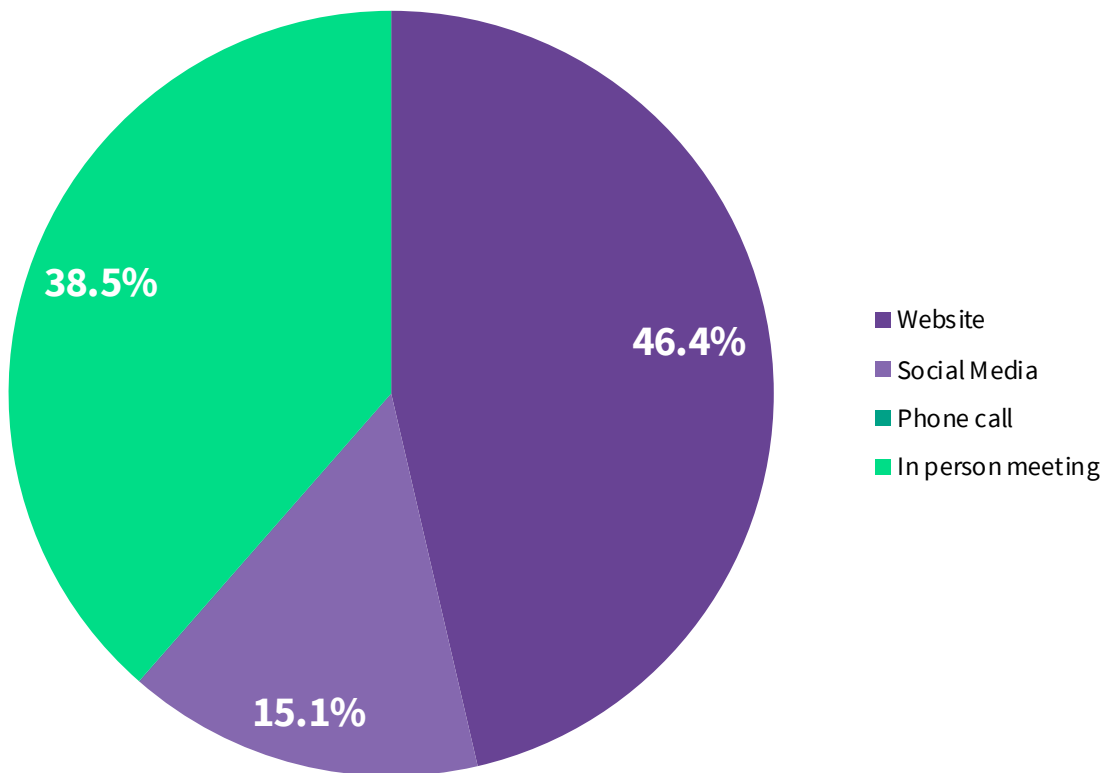
If you need legal assistance, how would you like to find out about your human rights?



If you need legal assistance where would you go to find information that you can keep (print/pdf)?

Answer Choice		Response Percent	Response Total
1	Website	46.4%	83
2	Social Media	15.1%	27
3	Phone call	0.0%	0
4	In person meeting	38.5%	69
		<b>answered</b>	<b>179</b>
		<b>skipped</b>	<b>20</b>

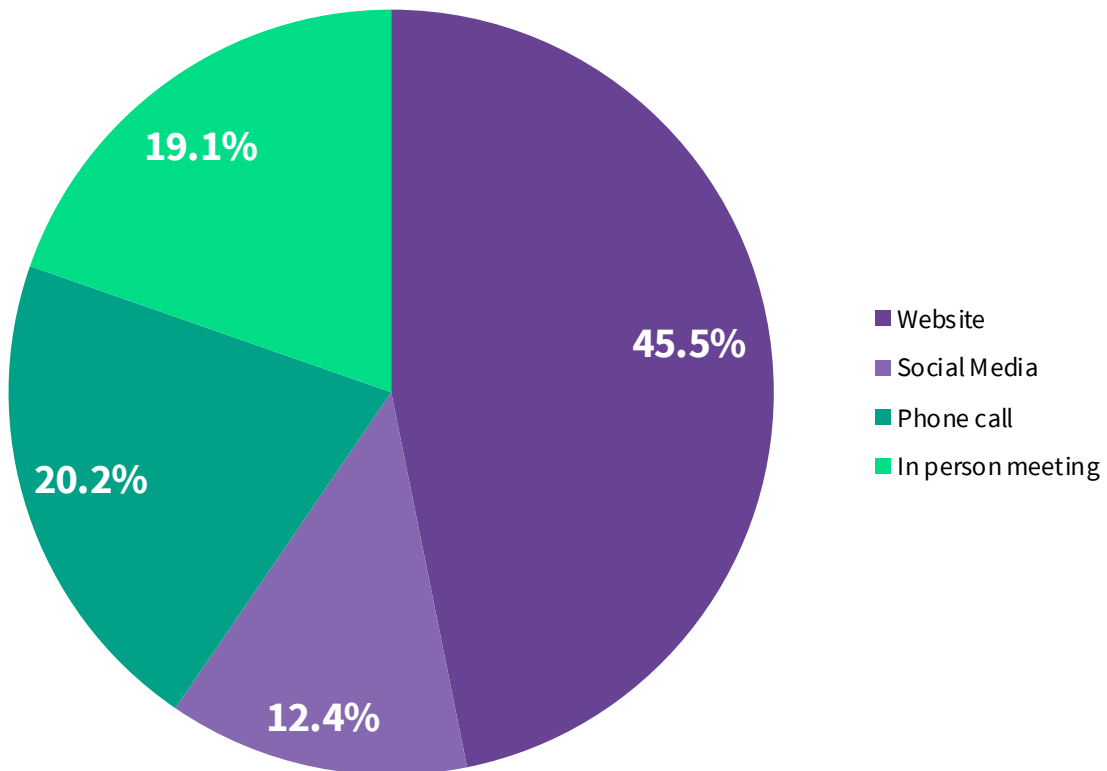
If you need legal assistance where would you go to find information that you can keep (print/pdf)?



If you need legal assistance, how would you seek out a quick response?

Answer Choice		Response Percent	Response Total
1	Website	45.5%	81
2	Social Media	12.4%	22
3	Phone call	20.2%	36
4	In person meeting	19.1%	34
		<b>answered</b>	<b>178</b>
		<b>skipped</b>	<b>21</b>

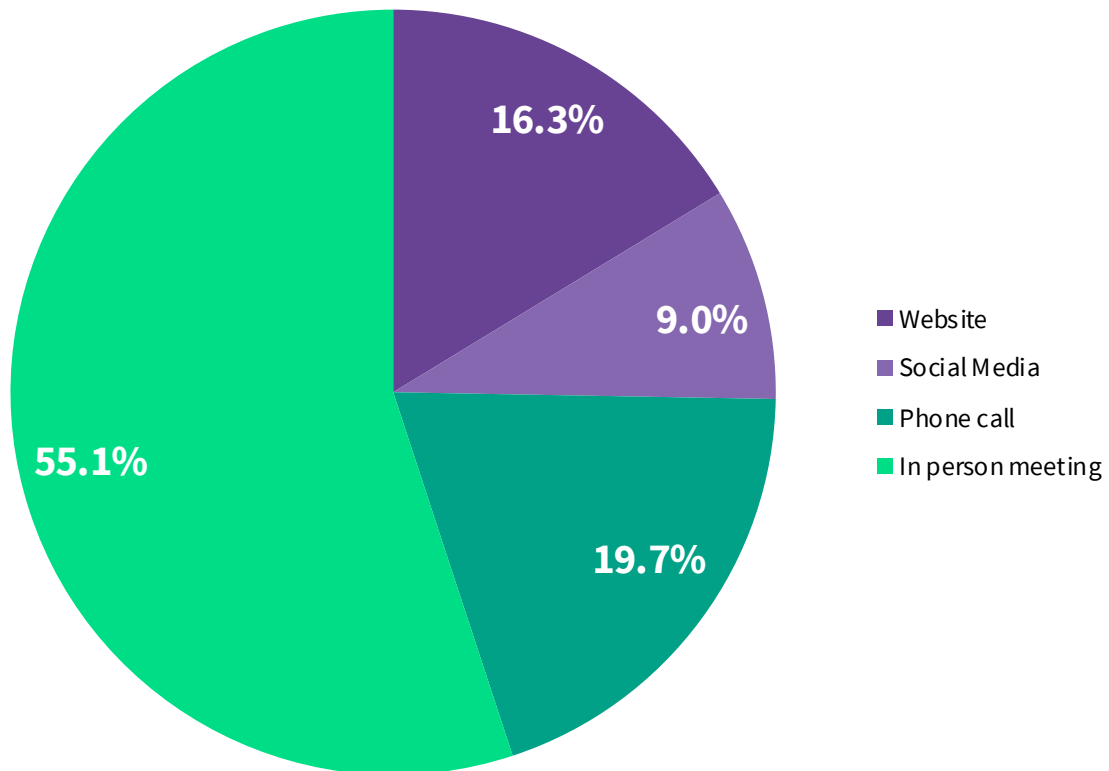
If you need legal assistance, how would you seek out a quick response?



**If you need legal assistance, how would you like to receive personal recommendations?**


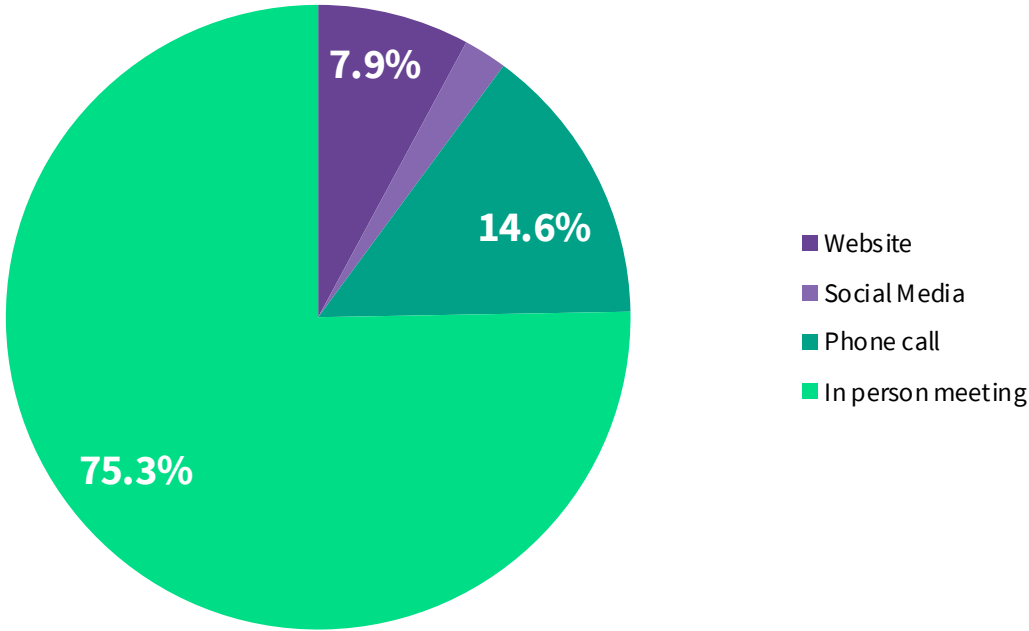
Answer Choice		Response Percent	Response Total
1	Website	16.3%	29
2	Social Media	9.0%	16
3	Phone call	19.7%	35
4	In person meeting	55.1%	98
		<b>answered</b>	<b>178</b>
		<b>skipped</b>	<b>21</b>

If you need legal assistance, how would you like to receive personal recommendations?



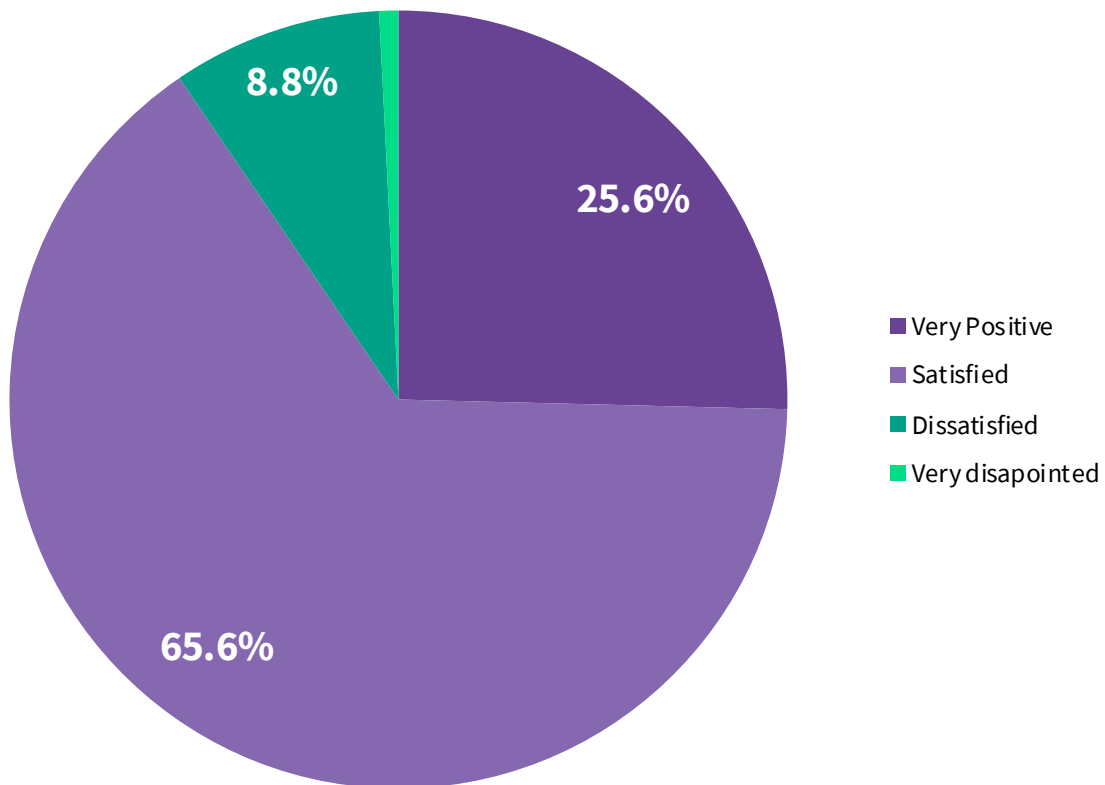
If you need legal assistance, how would you like to be listened to?			
Answer Choice		Response Percent	Response Total
1	Website	7.9%	14
2	Social Media	2.2%	4
3	Phone call	14.6%	26
4	In person meeting	75.3%	134
		<b>answered</b>	<b>178</b>
		<b>skipped</b>	<b>21</b>

If you need legal assistance, how would you like to be listened to?



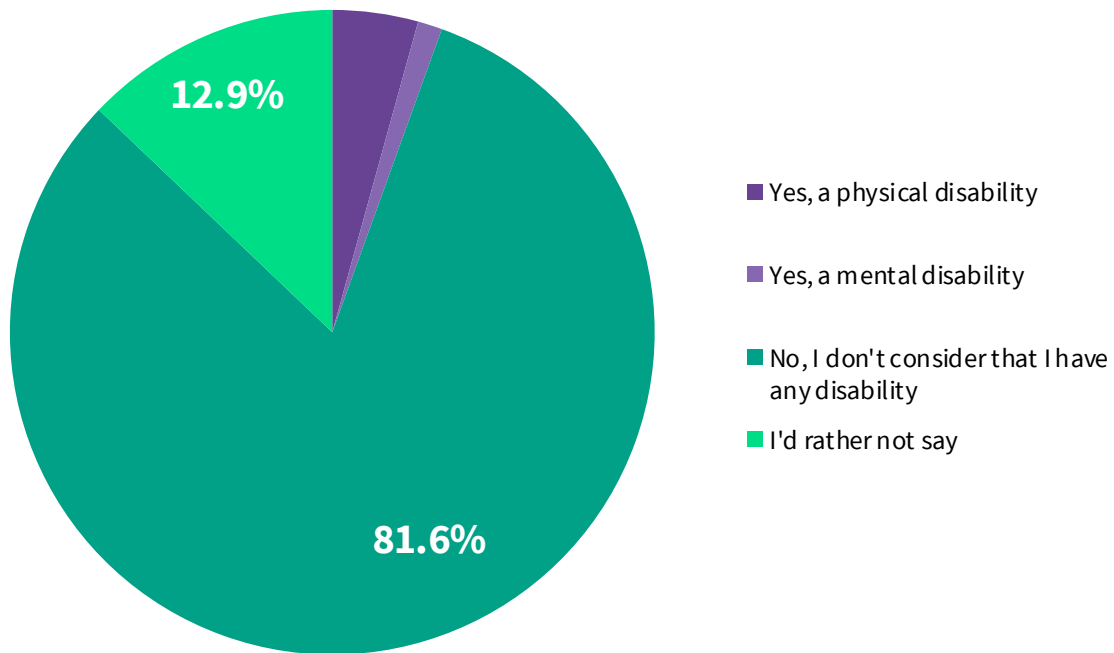
If you have received legal assistance, how did you feel about it?			
Answer Choice		Response Percent	Response Total
1	Very Positive	25.6%	32
2	Satisfied	65.6%	82
3	Dissatisfied	8.8%	11
4	Very disapointed	0.8%	1
		<b>answered</b>	<b>125</b>
		<b>skipped</b>	<b>74</b>

If you have received legal assistance, how did you feel about it?



Do you consider that you have either a physical or a mental disability?			
Answer Choice		Response Percent	Response Total
1	Yes, a physical disability	4.3%	7
2	Yes, a mental disability	1.2%	2
3	No, I don't consider that I have any disability	81.6%	133
4	I'd rather not say	12.9%	21
		<b>answered</b>	<b>163</b>
		<b>skipped</b>	<b>36</b>

Do you consider that you have either a physical or a mental disability?



How much help did you receive in with completing this survey?			
Answer Choice		Response Percent	Response Total
1	Lots	9.1%	15
2	Some	13.4%	22
3	Only a little	11.0%	18
4	None at all	66.5%	109
<b>answered</b>			<b>164</b>
<b>skipped</b>			<b>35</b>

How much help did you receive in with completing this survey?

